

Hi Everyone,

Thank you so much for all your wonderful feedback from our second week of online learning. We know this is a difficult time for you all so just try your best and do a little everyday! If you complete any activities with your child please try to share it with your teacher, we'd really love to see them! Any problems or issues just message the class teacher between 9 and 3 and we'll be more than happy to help.

We hope you are all safe and well.

The First class teachers

Monday 25<sup>th</sup> January 2021

English	Maths	Irish
<p>What did you do over the weekend? Maybe you discovered a new walk within your 5k? Write your news in your yellow copy. Try and include: -the day -weather -something you did at the weekend -something you are going to do this week</p> <p>Choose a different book from <a href="https://www.oxfordowl.co.uk/login?active-tab=students">https://www.oxfordowl.co.uk/login?active-tab=students</a> your teacher might help find one suitable for you.</p>	<p>Mental Mondays:</p> <p>-Mental maths is so important for children to work out answers in your head.</p> <p>-Complete page 69 in your planet maths book.</p> <p>-Online game!</p> <p>It's important to practice your addition, so why not play this fun Alien Addition game!</p> <p><a href="https://www.arcademics.com/games/alien">https://www.arcademics.com/games/alien</a></p>	<p><b>Ag dul abhaile - Ceacht 17</b></p> <p>-Watch your teacher's video going through your new words for Irish this week.</p> <p>-Then, log on to folens and complete the 'Foclóir 1' game. (17 - Ag dul abhaile)</p> <p>-Listen to the amhrán 'Féach ar an gClog' and the dán 'Am dul Abhaile' once you've finished!</p>

Tuesday 26<sup>th</sup> January

English

-Continue reading your book from Oxford owls.

-We are revising the letter 'i' sound this week. Can you go on an i hunt around your house and look for words that begin with the letter 'i'.

e.g.

-ink

-ill

-insect

-internet

-Pick 3 words from your list and write a sentence


Don't forget capital letters and a full stop.



Maths

-Spatial awareness: we are learning to use positional language such as **behind, in, under, on, above**.

-Try this 'Hunt the Toy' Challenge.



- Find a small teddy or other toy.
- Hide the toy somewhere in your house. Remember to ask your grown-up first if there are any places you shouldn't put the toy.
- Let your grown-up ask you questions to try and find where the teddy is hidden.
- When they have found the teddy, they can hide it and it is your turn to ask the questions.

Questions after you finish the game!

- Where shall we hide teddy next?
- Teddy has been **behind** the curtains. Shall we put him **in front** of something?
- Teddy is **on top** of the TV. What else can we put the teddy **on top** of?
- What is **behind** teddy?
- Can you put teddy **above** something?

Irish

-Listen to your class teacher on Clasdojo. Practice speaking gaeilge at home and try the phrases:

-Las/múch na soilse.


-Oscail/dún na dallóga.

-Cuir píosa páipéir sa bhosca athchúrsála.


-C-én t-am é? Tá sé a \_\_\_\_ a chlog.

-Try recording your conversation and sending it to your teacher on class dojo.



Wednesday 27<sup>th</sup> January

English	Maths	Irish
<p>Poem: A poem to help you learn to tie your laces!</p> <p><b>Tying Shoes</b> (Sung to Splish Splash I was taking a Bath) Criss Cross and go under the bridge Then you got to pull it tight! Make a loop but keep a long tail That is how to do it right! Then you take the other string and you wrap it 'round the loop Pull it through the hole Now you got the scoop!</p> <p>-Try and learn this poem and practice tying your own shoe lace! -Don't forget to keep reading your oxford owls book :)</p>	<p>Spatial awareness!</p> <p>-Learn your directional words here by watching this video of where all the animals are on the farm!</p> <p><a href="https://www.youtube.com/watch?v=ykmFyHJq6FY">https://www.youtube.com/watch?v=ykmFyHJq6FY</a></p> <p>-Complete <b>pg.79</b> in your Planet Maths book.</p> 	<p><b>Lesson 17: Ag Dul Abhaile</b></p> <p>-Go to <a href="http://www.folensonline.ie">www.folensonline.ie</a> and enter Abair Liom C lesson Ag Dul Abhaile. Enter Pósteair and play <b>foclóir 2</b> .</p> <p>-Complete <b>pg.89</b> in your book. You will have to colour 2 pictures in each row that rhyme or have the same sound.</p> <p>(Your teacher will post a video saying these words to help you out!)</p>


Thursday 28th January

English	Maths	Irish
<p>Let's get writing!</p> <div data-bbox="197 316 837 751" style="border: 1px solid green; padding: 5px;"><p>Writing Challenge Cards</p><p>If your toys were to come alive while you were asleep, what sort of things would they get up to?</p><p><b>Think about:</b></p><ul style="list-style-type: none"><li>• the things they would say;</li><li>• the feelings they would have;</li><li>• the things they would do and places they would go to.</li></ul><p><b>Check:</b></p><ul style="list-style-type: none"><li>• capital letters and full stops;</li><li>• that every sentence makes sense;</li><li>• that you have used inverted commas.</li></ul></div> <ul style="list-style-type: none"><li>- Write 5 sentences in your copy about the night your toys came alive!</li><li>- If your toys speak, use inverted commas to show this e.g. "Wow! This is amazing." said the toy soldier.</li><li>- Reading: continue with your Oxford Owls!</li></ul>	<p><b>Spatial Awareness:</b></p> <p>-Complete <b>Pg.80</b> in your Planet Maths book.</p> <hr/> <p><b>Game: BANG BANG!</b> (2 players, 1 quizzer)</p> <p><b>Step 1:</b> 2 players stand back to back, cowboy shootout style.</p> <p><b>Step 2:</b> Quizzer asks a question, such as 'what is 8+5 or 10-4?' etc..</p> <p><b>Step 3:</b> The first player to turn, face their opponent, shout 'bang bang' and to give the answer wins the round.</p> <p><b>Step 4:</b> This is then repeated until a number of points, decided at the start of the game, is reached. That player is then the winner.</p>	<p>-Open Lesson 17 - Ag Dul Abhaile and listen to the <b>scéal</b> then do the '<b>ceisteanna</b>'.</p> <p>-The children can then play the online game 'Cártaí Meaitseála' which they would be very familiar with from school.</p> <p>Link to game: <a href="https://content-sandbox.folensonline.ie/programmes/AbairLiom/1st_class/resources/Vocabulary_games/AL_1C_GAME_MatchCards_L17_003/index.html">https://content-sandbox.folensonline.ie/programmes/AbairLiom/1st_class/resources/Vocabulary_games/AL_1C_GAME_MatchCards_L17_003/index.html</a></p>

Friday 29th January

English	Maths	PE
<p><b>Hey Diddle Diddle!</b></p> <p><b>Make a Storyboard</b></p>  <p><b>Make a Storyboard!</b></p> <p>-Draw the 4 pictures into your copy, showing the different parts, from beginning - middle to the end of the poem!</p> <p>- Reading: continue with your Oxford Owls!</p>	<p><b>Problem solving Friday:</b> Your teacher will post the problem today, so keep an eye!</p> <p><b>Directional activity:</b> Follow the directions and draw the picture into your copy!</p> <ol style="list-style-type: none"><li>1. Draw a tree in the <b>middle</b> of the page</li><li>2. Draw a girl <b>beside</b> the tree</li><li>3. Draw 5 apples <b>on</b> the tree</li><li>4. Draw a sun <b>in</b> the sky to the <b>left</b> of your page</li><li>5. Draw a rabbit <b>in front of</b> the tree</li><li>6. Draw a sunflower <b>beneath</b> the sun</li></ol> <p><b>Fun online maths game: Hit the Button. Test yourself!</b> <a href="https://www.topmarks.co.uk/maths-games/hit-the-button">https://www.topmarks.co.uk/maths-games/hit-the-button</a></p> <ol style="list-style-type: none"><li>1. Click number bonds</li><li>2. Pick any of the games here that you want to play!</li></ol>	<p><b>10 @ 10!</b></p> <p>Do these exercises at 10am today! Get up and get moving!</p> <p>10 x jumping Jacks 10 x squats 10 seconds high knees 10 second wall sit 10 x arm circles!</p> 

If you have time here are a few extra simple activities:

<u>Monday</u>	<u>Tuesday</u>	<u>Wednesday</u>	<u>Thursday</u>	<u>Friday</u>
<p><b>Art:</b></p> <p>Look up the work 'Sunflowers' by the famous artist, Vincent Van Gogh.</p> <ol style="list-style-type: none"> <li>1. What do you see in this picture?</li> <li>2. What words would you use to describe this picture?</li> <li>3. Why do you think Vincent painted this picture?</li> <li>4. Find one fact about Van Gogh!</li> </ol> 	<p><b>History:</b></p> <p><b>Florence Nightingale:</b> watch this video on Florence Nightingale.</p> <p><a href="https://www.youtube.com/watch?v=Frow559jWSE">https://www.youtube.com/watch?v=Frow559jWSE</a></p> <p>Listen to the story of this amazing woman who changed the way we look after sick people forever!</p> <ul style="list-style-type: none"> <li>- What was your favourite part of the story?</li> <li>- If you could ask Florence one question, what would it be?</li> </ul>	<p>PE with Joe</p>	<p><b>SPHE:</b></p> <p>The 5 senses.</p> <p>Finish the poem in your copy, using all 5 senses!</p> <p><b>Home</b></p> <p>I see ..... (e.g. Mam making dinner)          I hear ..... ( pots and pans)          I smell ..... (fish and chips)          I taste .....(salt and vinegar)          I feel ..... (warm chips between my fingers)</p> <p>Song on the 5 senses:</p> <p><a href="https://www.youtube.com/watch?v=vXXiyIGqliE">https://www.youtube.com/watch?v=vXXiyIGqliE</a></p>	<p>PE with Joe</p>

